

Review the words.

reaction	observe	experiment	combine	science	silver
foil	explosive	safety goggles	dropper	measure	foam

A. Put the words in the correct order to make a sentence.

1.



school. I a experiment at did science

Answer:

2.



Coke I What and if happens Mentos?  
combine

Answer:

3.



science I today. had test a class in

Answer:

4.



goggles wear Make before to doing sure  
experiments. safety any

Answer:

5.



**experiment because Let's our reaction.  
might observe be interesting there an**

Answer:

6.



**silver? know Do you how clean to**

Answer:

7.



**ingredients before We the measure  
baking the cake.**

Answer:

8.



**vinegar, If baking get you soda mix you  
and foam.**

Answer:

9.



amounts add Use liquid. small dropper a  
to of

Answer:

10.



can some Be have science careful,  
reactions. experiments explosive

Answer:

Answer:

[illegible]

Answer:

**B. Match the picture to the definition/word. (drop down)**

upcycle	textile	useless	useful	DIY	purpose
repurpose	rags	landfill	island	garbage	arts and crafts


1		
2		
3		



4



5







6



7





8	 A pair of hands wearing white nitrile gloves are shown pouring liquids from two beakers into a round-bottom flask. The beaker on the left contains a yellow liquid, and the one on the right contains a blue liquid. The flask already contains a green liquid, and the new liquids are being added to it.	
9	 A clear plastic graduated cylinder is shown, partially filled with a white, opaque liquid. The cylinder has red markings for volume in milliliters, ranging from 50 to 300 mL in increments of 25 mL. The liquid level is approximately at the 100 mL mark.	
10	 A close-up shot shows a hand in a blue nitrile glove using a test tube to add a clear liquid to a flask. The flask contains a thick, white, foamy substance. The background is slightly blurred, showing a laboratory setting.	
11	 Three students in a laboratory setting are shown. They are wearing white lab coats and safety goggles. One student is using a test tube to add liquid to a flask on a stand. Another student is writing in a notebook, and a third student is looking on. Various laboratory equipment, including test tubes and a rack, are visible on the table.	

12



C. Unscramble the letters to make the word.

rusamee	
ermtxpeine	
ftsyae gsglego	
ineocmb	
oprrped	
lofi	
ieonatrc	
ofam	
irevls	
osleviepx	
csnieec	
esborve	

D. Type or write each word 3 times.

reaction			
observe			
experiment			
combine			
science			
silver			
foil			
explosive			
safety goggles			
dropper			
measure			
foam			

E. Write your own sentence for each word. (open)

reaction	
observe	
experiment	
combine	
science	
silver	
foil	
explosive	

<b>safety goggles</b>	
<b>dropper</b>	
<b>measure</b>	
<b>foam</b>	

**Sentence structures you can use.**

_____ is/are _____.
I have/don't have _____.
I can make _____.
I can't make _____.
I like _____.
I don't like _____.
I see _____.
This is a/an _____.
There are _____.
We can _____.